


[CLICK TO PRINT](#)

CHOD RIG


The Chod Rig must be the rig of the century. It has accounted for countless numbers of monstrous carp including The Burghfield Common, Heather The Leather and many, many more. Anglers such as Terry Hearn, Nick Helleur and Jim Shelley never go without a chod so you know it's a winner. Learn how to tie it now...




1. Mouthtrap, a size 6 Choddy and a Size 11 Ring Swivel are required.



2. Place the tag end through the eye of the Choddy hook, like so.




3. Now don't tie a hair, but begin to whip a knotless knot down the hook's shank



4. Whip over the tag end five or six times keeping it tight.



5. Now trim the tag end with a sharp pair of scissors to keep it neat.



6. Having whipped over the tag, place it back through the eye.




7. Moisten everything with saliva and then pull it tight.



8. Slide your rig ring onto the tag end. This holds your bait.




9. Having slid the ring on, it's time to place back through the eye.



10. Your chod rig should now be looking like this.




11. Once again, trim the tag end with a sharp pair of scissors.




12. Carefully burn the tag end creating a blobbed section.



13. Tie a Size 11 Ring Swivel onto the other end using a tree-turn blood knot.



14. Moisten the knot and pull down tight using Pulla's.



15. Burn the tag, carefully, using a naked flame.



16. Attach your final hook link to a Chod/Helicopter Leader and you're ready to rumble.